



Modula LIFT

Think Vertical, Think Modula

OUR PRODUCTS ARE
★ **MADE IN USA** ★
From US & Imported Components

Recover space, increase productivity, improve ergonomics and flexibility

Modula Vertical Lift Modules are the ideal solution to recover space on your shopfloor or distribution area, while improving the efficiency, speed and accuracy of your picking operations. Twenty years of experience and continuous research have produced a highly technical product in which safety and design are the main focus.

Before Modula




After



Floor Space Recovery



Up To **90%**

 1. RECOVER SPACE

 2. INCREASE SECURITY

 3. SAVE TIME

 4. IMPROVE ACCURACY

 5. REDUCE THE RISK OF INJURY

 6. BOOST INVENTORY MANAGEMENT

THROUGHPUT OF UP TO 120 TRAYS/HOURS

TRAY ADJUSTABILITY

1.0in 1.0in 1.0in

PRE-COATED EXTERIOR PANELS FOR DURABILITY & PROTECTION

STEEL REINFORCED TOOTHED BELT LIFTING DESIGN

STEEL INTERNAL FRAME STRUCTURE

TOUCH SCREEN OPERATOR CONSOLE

USER FRIENDLY SOFTWARE INTERFACE

Technical highlights

Unit heights: from 10'-10" (3,300 mm) to 46'-3" (14,100 mm)
 Unit height increments of: 7.87" (200 mm)
 Tray storage adjustability: 1.0" (25 mm)
 Tray widths: from 74.80" (1,900 mm) to 161.41" (4,100 mm)
 Tray depths: 25.75" (654 mm) & 33.74" (857 mm)
 Maximum product heights up to: 27.36" (695 mm)
 Net tray payload capacities: 551 lbs (250 kg), 1,102 lbs (500 kg), 1,653 lbs (750 kg) & 2,182 lbs (990 kg)
 Gross unit load capacity: up to 154,000 lbs (70,000 kg)
 Throughput: up to 120 trays/hr. (depending on the unit's configuration)
 Operator interface: rugged 10.4" color touchscreen operator control console
 Number of bays: up to 3/internal or external, single or dual tray delivery
 Minimal energy consumption: 4 Hp/3kW vertical axis motor
 Automatic tray weight measurement each time a tray is returned
 Dynamic storage of trays depending on the specific height
 Galvanized steel internal frame structure
 Vertical axis lifting design driven by 2 steel reinforced toothed belts
 Extractor's vertical lifting system is guided with 6 HDPE rollers for each side of the elevator

Copilot Operator Console

The Copilot is a rugged operator interface, suitable for any industrial environment. Thanks to its 10.4" color display with touch screen technology and an easy to use Lift OS operating system, the result is an extremely user friendly experience for any operator.

Modula WMS Software Suite

Modula WMS is a fully featured Warehouse Management Software that can easily be used to manage the space and utilization of Modula Lift units or as a standalone software tool. It can easily be interfaced with nearly any ERP system.

Maximum Payload for Every Tray Width

Modula Lift VLM units offer a wide range of tray dimensions and load capacities. With tray sizes up to 13.4 feet (4.1 meters) wide and load capacities of up to 2,200 lbs (990 kg), Lift units are able to meet nearly any application's requirements.

Operator Safety

All Modula units are equipped with physical and optical safety barriers in order to ensure a 100% safe environment to operators.

Internal or External Bay, Single or Dual Delivery

The internal bay is the ideal solution when space is at a premium.

The external bay offers the best possible ergonomic workspace for operators. It can provide further benefits when used in combination with picking aids such as cranes and mechanical manipulators to lift heavy items stored within trays.

Single delivery level is ideal when the machine will be used moderately, or when the picking time is quick.

Dual delivery is the ideal configuration for a fast-paced picking operation.



SINGLE INTERNAL DELIVERY



SINGLE EXTERNAL DELIVERY



DUAL INTERNAL DELIVERY



DUAL EXTERNAL DELIVERY

MA & MA-D

Model	Tray Width (in/mm)	Tray Depth (in/mm)	Tray Wall Height (in/mm)	Maximum Tray Load Capacity (lbs/kg)	Unit Footprint INTERNAL BAY (Width x Depth - in/mm)	Unit Footprint EXTERNAL BAY (Width x Depth - in/mm)
MA25	74.80 / 1,900	25.75 / 654	1.77 / 2.75 / 4.72 - 45 / 70 / 120	551 / 250	91.22 x 100.63 / 2,317 x 2,556	91.22 x 127.8 / 2,317 x 3,246
MA25D	74.80 / 1,900	33.74 / 857	1.77 / 2.75 / 4.72 - 45 / 70 / 120	551 / 250	91.22 x 124.61 / 2,317 x 3,165	91.22 x 159.76 / 2,317 x 4,058
MA50	74.80 / 1,900	25.75 / 654	2.75 / 4.72 - 70 / 120	1,102 / 500	91.22 x 100.63 / 2,317 x 2,556	91.22 x 127.8 / 2,317 x 3,246
MA50D	74.80 / 1,900	33.74 / 857	2.75 / 4.72 - 70 / 120	1,102 / 500	91.22 x 124.61 / 2,317 x 3,165	91.22 x 159.76 / 2,317 x 4,058
MA75	74.80 / 1,900	25.75 / 654	2.75 / 4.72 - 70 / 120	1,653 / 750	91.22 x 100.63 / 2,317 x 2,556	91.22 x 127.8 / 2,317 x 3,246
MA75D	74.80 / 1,900	33.74 / 857	2.75 / 4.72 - 70 / 120	1,653 / 750	91.22 x 124.61 / 2,317 x 3,165	91.22 x 159.76 / 2,317 x 4,058
MA1000	73.23 / 1,860	25.75 / 654	4.72 / 120	2,200 / 990	91.22 x 100.63 / 2,317 x 2,556	91.22 x 127.8 / 2,317 x 3,246
MA1000D	73.23 / 1,860	33.74 / 857	4.72 / 120	2,200 / 990	91.22 x 124.61 / 2,317 x 3,165	91.22 x 159.76 / 2,317 x 4,058

MC & MC-D

Model	Tray Width (in/mm)	Tray Depth (in/mm)	Tray Wall Height (in/mm)	Maximum Tray Load Capacity (lbs/kg)	Unit Footprint INTERNAL BAY (Width x Depth - in/mm)	Unit Footprint EXTERNAL BAY (Width x Depth - in/mm)
MC25	98.42 / 2,500	25.75 / 654	1.77 / 2.75 / 4.72 - 45 / 70 / 120	551 / 250	114.84 x 100.63 / 2,917 x 2,556	114.84 x 127.8 / 2,917 x 3,246
MC25D	98.42 / 2,500	33.74 / 857	1.77 / 2.75 / 4.72 - 45 / 70 / 120	551 / 250	114.84 x 124.61 / 2,917 x 3,165	114.84 x 159.76 / 2,917 x 4,058
MC50	98.42 / 2,500	25.75 / 654	2.75 / 4.72 - 70 / 120	1,102 / 500	114.84 x 100.63 / 2,917 x 2,556	114.84 x 127.8 / 2,917 x 3,246
MC50D	98.42 / 2,500	33.74 / 857	2.75 / 4.72 - 70 / 120	1,102 / 500	114.84 x 124.61 / 2,917 x 3,165	114.84 x 159.76 / 2,917 x 4,058
MC75	98.42 / 2,500	25.75 / 654	2.75 / 4.72 - 70 / 120	1,653 / 750	114.84 x 100.63 / 2,917 x 2,556	114.84 x 127.8 / 2,917 x 3,246
MC75D	98.42 / 2,500	33.74 / 857	2.75 / 4.72 - 70 / 120	1,653 / 750	114.84 x 124.61 / 2,917 x 3,165	114.84 x 159.76 / 2,917 x 4,058
MC1000	96.85 / 2,460	25.75 / 654	4.72 / 120	2,200 / 990	114.84 x 100.63 / 2,917 x 2,556	114.84 x 127.8 / 2,917 x 3,246
MC1000D	96.85 / 2,460	33.74 / 857	4.72 / 120	2,200 / 990	114.84 x 124.61 / 2,917 x 3,165	114.84 x 159.76 / 2,917 x 4,058

MX & MX-D

Model	Tray Width (in/mm)	Tray Depth (in/mm)	Tray Wall Height (in/mm)	Maximum Tray Load Capacity (lbs/kg)	Unit Footprint INTERNAL BAY (Width x Depth - in/mm)	Unit Footprint EXTERNAL BAY (Width x Depth - in/mm)
MX25	122.05 / 3,100	25.75 / 654	1.77 / 2.75 / 4.72 - 45 / 70 / 120	551 / 250	138.46 x 100.63 / 3,517 x 2,556	138.46 x 127.8 / 3,517 x 3,246
MX25D	122.05 / 3,100	33.74 / 857	1.77 / 2.75 / 4.72 - 45 / 70 / 120	551 / 250	138.46 x 124.61 / 3,517 x 3,165	138.46 x 159.76 / 3,517 x 4,058
MX50	122.05 / 3,100	25.75 / 654	2.75 / 4.72 - 70 / 120	1,102 / 500	138.46 x 100.63 / 3,517 x 2,556	138.46 x 127.8 / 3,517 x 3,246
MX50D	122.05 / 3,100	33.74 / 857	2.75 / 4.72 - 70 / 120	1,102 / 500	138.46 x 124.61 / 3,517 x 3,165	138.46 x 159.76 / 3,517 x 4,058
MX75	122.05 / 3,100	25.75 / 654	2.75 / 4.72 - 70 / 120	1,653 / 750	138.46 x 100.63 / 3,517 x 2,556	138.46 x 127.8 / 3,517 x 3,246
MX75D	122.05 / 3,100	33.74 / 857	4.72 - 120	1,653 / 750	138.46 x 124.61 / 3,517 x 3,165	138.46 x 159.76 / 3,517 x 4,058
MX1000	120.47 / 3,060	25.75 / 654	4.72 / 120	2,200 / 990	138.46 x 100.63 / 3,517 x 2,556	138.46 x 127.8 / 3,517 x 3,246
MX1000D	120.47 / 3,060	33.74 / 857	4.72 / 120	2,200 / 990	138.46 x 124.61 / 3,517 x 3,165	138.46 x 159.76 / 3,517 x 4,058

ML & ML-D

Model	Tray Width (in/mm)	Tray Depth (in/mm)	Tray Wall Height (in/mm)	Maximum Tray Load Capacity (lbs/kg)	Unit Footprint INTERNAL BAY (Width x Depth - in/mm)	Unit Footprint EXTERNAL BAY (Width x Depth - in/mm)
ML25	161.41 / 4,100	25.75 / 654	2.75 / 4.72 - 70 / 120	551 / 250	177.83 x 100.63 / 4,517 x 2,556	177.83 x 127.8 / 4,517 x 3,246
ML25D	161.41 / 4,100	33.74 / 857	2.75 / 4.72 - 70 / 120	551 / 250	177.83 x 124.61 / 4,517 x 3,165	177.83 x 159.76 / 4,517 x 4,058
ML50	161.41 / 4,100	25.75 / 654	4.72 / 120	1,102 / 500	177.83 x 100.63 / 4,517 x 2,556	177.83 x 127.8 / 4,517 x 3,246
ML50D	161.41 / 4,100	33.74 / 857	4.72 / 120	1,102 / 500	177.83 x 124.61 / 4,517 x 3,165	177.83 x 159.76 / 4,517 x 4,058
ML75	161.41 / 4,100	25.75 / 654	4.72 / 120	1,653 / 750	177.83 x 100.63 / 4,517 x 2,556	177.83 x 127.8 / 4,517 x 3,246
ML75D	161.41 / 4,100	33.74 / 857	4.72 / 120	1,653 / 750	177.83 x 124.61 / 4,517 x 3,165	177.83 x 159.76 / 4,517 x 4,058
ML1000	159.84 / 4,060	25.75 / 654	5.71 / 145	2,200 / 990	177.83 x 100.63 / 4,517 x 2,556	177.83 x 127.8 / 4,517 x 3,246
ML1000D	159.84 / 4,060	33.74 / 857	5.71 / 145	2,200 / 990	177.83 x 124.61 / 4,517 x 3,165	177.83 x 159.76 / 4,517 x 4,058



Alphanumeric LED Bar



LED Bar



Laser Pointer



Badge Reader



EKS Reader



Put-to-Light



Tray Accessories



Piece Counting Scale



Label Printer



Bar Code Reader




Sliding Console



Weight Distribution Plates



ESD Protection



External Picking Monitor



Telescopic Bay



Modula Green



Automatic Door



Cart for Tray Removal

Consumer

Black&Decker	USA
Cristian Lay	Spain
Maria Galland	Germany
Osram	Mexico/Italy

Commercial

Costan	Italy
Deny Security	France
Dewalt	USA
GGB	USA
Incold	Italy

Government/Public/Defense

A.O.U. Ospedali Riuniti Di Trieste	Italy
US Army / Airforce / Navy	USA
GOZ Obukhov State Plant	Russia
Guardia di Finanza	Italy
National Institutes of STDS	USA
NHS National Services Scotland	Great Britain

Aviation/Aerospace

Barry Controls Aerospace	USA
Bombardier	Germany
Dassault Aviation	France
Embraer	Brazil
Eurocopter	France
Israel Aerospace Industries	Israel
JPR	France
Krasny Oktyabr	Russia
Lufthansa	China
TFI	France

Automotive

Automobili Lamborghini	Italy
Axletech	France
Betamotor	Italy
Brembo	Italy/Poland/China
Caterpillar	USA
Chrysler	Mexico
CNH Industrial (FIAT)	Spain/Belgium
Continental	Germany/Romania/Serbia
Daimler	Germany
Ferrari	Italy
FIAT	Italy/Serbia
Ford	Spain
Goodyear	Germany
Iveco (FIAT)	Spain
John Deere	USA
Renault	France
New Holland Tractor (FIAT)	Holland
Pagani Automobili	Italy
Porsche	Germany
Volkswagen	Germany/China

Biomechanical/Biomedical

Biotec	Italy
Fatro SPA	Italy
Medison co.	Korea
Merit Medical Systems	USA
Neodent	Brazil
Steris Corporation	USA
Symrise	USA
Synthes	USA

Construction

Aluplast	Italy
I.K.O.	Canada
Saint Gobain	USA
Wilo SE	Germany

Ceramics

Cooperativa Ceramica di Imola	Italy
Euroceramique	Spain
Kajaria Ceramics	India
Pamesa Ceramica	Spain
Porcelanosa Group	USA
Sacmi	Italy/Mexico
Serenissima Ceramiche	Italy
Tecnografica	Italy

Chemical

Akzo Nobel	Italy
BASF	Spain
Dupont	USA
Firmenich	Switzerland
Grupo AC Marca	Spain
Infracor GmbH	Germany
Wacker Chemie	Germany

Electronics

ABB	Estonia
Disano Illuminazione	Italy
Emerson Industrial Automation	Brazil
ETI	Slovenia
Johnson Controls	Germany
Kemet	Mexico
Moog	Italy
Rexroth Bosch Group	Germany/Russia
Siemens	USA/Germany/Mexico
Staubli	France
Tyco Electronics	Mexico

Food & Beverage

Acetaia di Modena	Italy
Beam Global	Spain
Contri Spumanti	Italy
Damm	Spain
Marchesi Antinori	Italy
Mars	USA
Nestle	Great Britain
Pepsi Corporation	USA
Spendrups	Sweden
Vonpar Refrescos	Brazil
Yoplait (General Mills)	France

Home Improvement

Alexandria Mouldings	USA
Edilkamin	Hungary
Franke	Italy
Immergas	Italy

Hydraulics/Oledynamics/Pneumatics

Dicsa	Spain
Festo Pneumatics	Mexico
Have Hydraulics	USA/China
HP Hydraulics	Italy
IMM Hydraulics	Italy/Great Britain
Mono Pumps	Great Britain
Sag/Sagom Tubi	Italy

Mechanical/Manufacturing

Bonfiglioli Riduttori	Italy
Comau	Italy/Romania
Fanuc Robotics	Italy
Fliegl	Germany
Honeywell Garrett	Italy/Romania
IMA Industries	Italy
KBA Konig&Bauer	Germany
Marchesini Group	Italy
Otis	Italy
Rodo-ketten	Germany
Seco Tools	France
Su-matic	Italy
Thyssenkrupp	Brazil/China
Vesuvius	Germany

Paper/Publishing

Crane&Co	USA
Irving Tissue	USA
MPO	France
Rocktenn Preprint	Canada
SICPA	Brazil
Sofidel	Italy/France

Life Science & Pharmaceutical

Abbott	France
Amgen	USA
Bayer	Mexico
Colgate Palmolive Company	USA
Cooper Vision	USA
Fresenius Kabi	Italy
GlaxoSmithKline	USA
Janssen Pharmaceutical	Belgium
Johnson & Johnson	USA
Roche	Italy

Plastics

Lavel Gomma	Italy
Schwartz GmbH	Germany
Trelleborg	Great Britain/China
Vision Extrusion	Canada

Energy

Babcock & Wilcox	USA
BP British Petroleum	Great Britain
Conoco Phillips	USA
Dow-Kokam	USA
Duke Energy	USA
Nordex Energy GmbH	Germany
Petrobras	Brazil
Schlumberger	Mexico

Logistics/Transport Industry

AVTO LOGISTIKA	Russia
CSX Transportation	USA
DB Service GmbH	Germany
Infrabel Railway	Belgium
Kuhne + Nagel	Spain/France
MTA Metro North Railroad	USA

Textiles/Apparel Industry

Cotton Republic	Mexico
Giorgio Armani Operations	Italy
Jeans Knit PVT Ltd	India
Max Mara Group	Italy
Valentino	Italy

Modula Worldwide presence



Since 1988, Mainway has been providing clients with an unprecedented standard of excellence in conveyor design, material handling and systems integration. Our experienced team delivers leading-edge customizable solutions, embracing technology advancements to produce exceptional end results.


Mainway Handling Systems

Address: 3345 N Service Rd, Burlington, ON L7N 3G2

Email: sales@mainwayhandling.com

Phone: 905.335.0133

www.mainwayhandling.com



All information provided in this catalog is for informative purposes only and is not binding. Modula reserves the right to change information in this catalog at any time. Modula will not accept liability for or guarantee the accuracy of the information contained herein.